



GRAND CANYON MODEL RAILROADERS

MAIN LINE

JULY, 2023

Volume 32

Number 7

PRESIDENT'S MESSAGE

By John Draftz

July 22nd will be the summer mini-meet and will be from 9 -11 and follow the format we've used before. As usual, tables are free to train club sellers and the meet is free to the public. Janet has been willing to serve as the event coordinator. Please let her know if you want a table (602-569-0568 or tjmattern@cox.net).

Our challenge is to get the word out to the public and thus potential buyers.

Saturday, July 29, will be the "Beat the Heat" meet in Prescott. NOTE: the meet is now in July not August. For years we tried to provide a bus but the low attendance made a bus impractical. We thus encourage those wanting to attend the meet to work out a car pool arrangement. If you were in a car pool last year, please contact any of those people to see what their plans are.

August 26th will be our "Guess the Heat" meeting. We find out the Phoenix temperature about 11 am. Whoever gets the closest without going over wins tickets.

We continue to get table reservations for the Fall Cactus swap meet in September and are about 40% sold out at this point. Visit our www.gcmrr.org web site for more details and the vendor form.

Our next planned mobile layout exhibit is Railfair on Sept 30 & Oct 1.

We been invited to bring a train display to the Life in Christ Lutheran Church *Trick Or Treat* event Sunday afternoon, October 29th, from 5-7 pm. We'll bring the 4x6 kid's layout. It only has two small O-gauge loops that should make it easier for us. We'll talk more about it at the next meeting.

See you the 22nd. Remember to contact Janet for a seller's table.

CALENDAR

GCMR meets are held at 9:00am in the Parish Hall of Our Saviors Lutheran Church at 1212 East Glendale Avenue in Phoenix, located on the north side of Glendale, just east of the traffic light at 12th St. It is easily reached off the Glendale Exit of either I-17 or SR 51. Go east from I-17 or west from SR 51 to 12th Street.

July 22 - GCMR Mini Meet - Our Saviors Lutheran Church. See flyer this issue

July 29 - Beat the Heat swap meet - Prescott See flyer this issue

July 22 - GCMR meet - Our Saviors Lutheran Church

August 26 - GCMR meet - Our Saviors Lutheran Church - Guess the Heat

September 23 - Fall Cactus Meet. See flyer this issue

November 4 - Desert Division Turkey Meet

November 18 - Desert Division fall auction

SECRETARY'S REPORT

by Chris Allen

We had about 20 members at the June meeting, the fact that there was a free lunch afterwards had nothing to do with it. Our newest member, Mike Harris was in attendance. Mike joined in May and operates Lionel postwar. The Secretary's report from the May meeting was approved as distributed. Treasurer Glenn Saber reported total club monetary assets as \$40,999.93.

The Educational theme was Red, White and Blue trains, military, patriotic, Flag Day.

+ Ralph Treichel had a G gauge Borden's Fine Cheese Red, White, and Blue Reefer.

+ Dave Brown had a Lionel Lehigh Valley GP-38 that he was donating to a young (7 years old) member of the P&P Railroad Club who is just starting his own railroad. Terry Haas had the Lionel 7703 Beech-Nut Chewing Tobacco Red, White and Blue Box Car. (nothing more American than chewin' tobacco).

+ Chris Allen brought several Bicentennial items including the TCA Bicentennial Passenger set and the Lionel MPC Spirit of '76 set. He also had several Model Train Sales Inc flat cars with military loads.

+ John Draftz had several items as well. First, he had a HO Scale 1776 Tea Kettle 0-4-0 Bicentennial Locomotive. Next, from 2002 John displayed his K Line Preamble Express four car passenger set. The Kennedy Observation car had an Inspection train car "Theater end" and could play *God Bless America*.

+ Herb Andreen wrapped up the educational segment with a beautiful model of PT109 loaded on a flatcar. Herb had several interesting facts about the PT boats from World War II that he shared with those in attendance.

The theme for August is "Guess the Heat". Bring a train car or engine that has road numbers that will be closest to the temperature at 11:00 AM.

Old Business, President John announced Chris Allen as the new club Secretary. Chris is filling in the remainder of Rod Johnson's term as Secretary, who had to step down for personal reasons.

It was announced that we have already started selling tables for the Fall Cactus Meet in September. If you want a table for the first meet of the fall train season don't delay, most likely they will be in short supply come September.

With the new schedule of the Mini-Meet and Train show swapping dates some of the other yearly meeting activities have been rearranged as well. If you think you have the fastest engine on the planet, bring it to the October Meet for the GCMR Fall Drag Race on October 28. There will be three classes for entrants, Stock completely unaltered, Modified, find grandma's vacuum cleaner and borrow the motor for the morning, and a returning favorite, Slowest, must keep moving but covers the least amount of distance in ten seconds.

New Business: John asked members to bring trains to the meet to run and share with other members.

The club is cleaning out the storage locker and the old VHS Tape Library has ended with all of the clubs VHS tapes FREE, for the taking. Did I say free? Yes, free for the taking and the remaining tapes will be on the freebie table for the public at the July Mini-Meet.

HIGH SPEED RAILROADING THROUGH SPAIN

By Ken Withers


A few weeks ago I was told that I needed to travel to Valencia, Spain, for work. Not all eyes will weep for me, and forced to spend several days in one of Europe's most popular Mediterranean destinations, home to *paella*, beautiful beaches, stunning architecture, and the Holy Chalice (the real one, so they claim).

But I was under instructions to cut travel costs if I could. A quick Internet search revealed that flights directly to Valencia from anywhere would be expensive, but a flight to Madrid and round-trip rail fare to Valencia, even with an overnight hotel stay near Madrid's Chamartín station each way, was actually cheaper. And the bonus for this railfan was a chance to try out the legendary high-speed trains of Spain.

This bargain excursion did not disappoint. The Chamartín district of Madrid is a relatively cheap: a cab ride (\$35) or dirt cheap Metro ride from the Madrid airport (\$3.50). And there is a large budget (\$95/night) hotel directly on top of the Chamartín station, from whence the AVE high-speed rail can take you to Valencia, halfway across Spain, in under two hours for less than \$125, round-trip, first class! Take that, Acela!

You can overlook the rather dismal Chamartín station at the Madrid end and Joaquín Sorolla at the Valencia end. Both of which make New York's Penn Station seem positively luxurious, when you get a glimpse of the shiny chariot that awaits you at the platform. It's a Renfe Class 102, commonly referred to by native Spaniards as the "*pato*," meaning "duck," for obvious reasons. The Class 102 was developed by the Canadian/German engineering powerhouse Bombardier,

with eight 1300 horsepower motors capable of speeds up to 350 kilometers per hour (220 mph American) on ideal track conditions.



The interior accommodation does not disappoint. First class is truly first class, with wide leather seats, an ample drop-down tray table, electrical plugs, and free Internet. Best of all, a trolley comes through the car periodically with breakfast snacks and strong Spanish coffee. You can go to the café car for more if you want, or simply scan the QR code on the back of the seat in front of you to see the full menu, order from your cellphone, and have the food come to you. Either way, don't worry about fumbling with cash. All payments are digital, and the process is seamless, even for those of us who aren't fluent in Spanish.



We arrived in Valencia exactly on time in 1 hour, 49 minutes (the return trip was slightly longer, clocking in at 2 hours, 3 minutes).

As I mentioned, Valencia's Joaquín Sorolla station is nothing to write home about, but is close to the larger Estación del Nord, from which you can catch the local trains and the train up the coast to Barcelona. It's an *art nouveau* masterpiece that welcomes travelers in more than a dozen languages, and well



Once the train gets past the urban sprawl of Madrid, the scenery is spectacular. You quickly realize how hauntingly beautiful and empty most of Spain is, with rolling hills, fields, forests, and hardly any signs of population. The ride was a little shaky in spots, but nothing like Amtrak.

The scenery passes by quickly. A fellow railfan from Slovenia, seated across the aisle from me, kept his cellphone camera pointed at the digital monitor, taking photos of the speedometer several times as we averaged 260 kph (160 mph). About an hour into the trip we hit 300 kph (186 mph). Cameras clicked and a little cheer went up from the other passengers.





But like so many things, the fun was in the collecting and in time I sold off all of them to afford my latest “must have”.

That was until this past month.

A month ago, I was fortunate to pick up a very large collection with a lot of everything - from prewar to postwar (and ONE MPC freight car). In the postwar items were a few military and space cars, including a #175 rocket launcher and a #44 Army missile launch loco. It turns out that latter was one piece I thought was really cool, but in those days others did too, and was priced too high for me. So, I never had one.

But, here it was and in great shape. The cars and the #44 are here to stay. And they look so cool running on my Retro layout.

But, no, this is not the beginning of a renewed collection of military and space items. I hope.

And, no, even after spending a morning getting the #175 launcher rewired, put back together and operating, it is not staying (I hope). It is going to the Fall Cactus meet to take the temptation away.

But, wait, there is one more part to this story. When placing the train on the Retro layout to run, it flashed through my memory, there was one more space themed car. It had its original box so must have been put into the sale items box.

Checking them, there it was. So out it came, and OH, OH. One plastic truck side frame was broken in half, the wheel gone too. Was I happy it did not end up on the sales table. I can imagine the buyer's comment's when discovering that.

So, off came the bad truck (not easy with riveted to plastic bodies - you have to be very careful). A new one attached, but it was missing its coupler knuckle. So, off came the one from the bad truck and finally I have a satellite ladder car - the one with the ladder to lift the astronaut to the entry hatch of the Mercury capsule.

worth a visit all by itself.

[Estación_del_Norte.jpg] Photo credit: Diego Delso, CC BY-SA 4.0, <https://commons.wikimedia.org/w/index.php?curid=35074113>

ROCKETS AWAY

by Peter Atonna

When I was young, much younger, I, like many of us in the '80s's and 90's, “discovered” collecting a theme. Mine began in the late '70's and early 80's when we in the GCMR would charter a van and do trips. A couple of the early ones were to Tucson and were highlighted by a visit to Ken Scharman's store-home-collection. Yes, they were all in one!

I can remember asking him once, where did he sleep and he showed me a couch under a window! But I digress. He did have a spectacular postwar collection. The one area that for some reason struck me was an almost full wall of Alco diesels. Yes, the obvious “good” ones, but also an incredible number of road names Lionel issued in the cheaper versions. And variations, lots of variations.

That sparked in me an interest in collecting, in my case, military and space items. I never came close to finding (or affording) them all. They were hot items then and prices were at their peak. And both on my Phoenix postwar layout and my first layout here in Paulden, there were space and military items and accessories. It was great fun to show off the #175 missile launching on its launcher or having people try to “blow up” the ammunition dump.



Last year, the main problem was the long walk and climb from parking to the hall. So, this year, the organizers have arranged for two eight passenger golf carts to shuttle people from parking to the hall - and back again.

I am no longer coordinating the after the meet layout open houses, but there will be four. Locations and routes will be available the meet for directions on cell phones.. I am not sure if maps will be available, so if not, attached is a map to the four. If you plan to go, be sure to print it.



MINIATURE WUNDERLAND

Many have enjoyed the videos of this spectacular German layout. Glenn Saber has now discovered a new site with 3D photos of it that you will not believe! Enjoy: <https://www.google.com/maps/about/behind-the-scenes/streetview/treks/miniatur-wunderland/#switzerland/dj-bobo>

You can see it on the train photo, second car, riding along with its tale of salvation from a future very unhappy purchaser when he discovers the damage.

BEAT THE HEAT UPDATE

You can see from the flyer, Beat the Heat is at the same location, Embry Riddle University, as last year. It is a little farther than the school in Prescott Valley, but MUCH easier to get to.

Off SR69, you turn onto Fain Road, a four lane divided highway, and stay on it to the traffic light at Willow Creek Road. A right turn onto it and you are a mile from the entrances to the school.

WINNERS!

Ralph Treichel: Lionel Box Car,
Terry Haas: Lionel Box Car,
Herb Andreen: K Line Water tower,
John Draftz: American Flyer
 Western Pacific Box Car.

Mystery Box


Dave Brown who walked off with an MTH Station Platform.

Annual Raffle ticket draw for three more chances at the big prize was

Terry Haas

!!!FREE!!!

MODEL RAILROAD MINI-SWAP



SAT. JULY 22, 2023

9:00 AM TO 11:00 AM

OUR SAVIOUR'S
LUTHERAN CHURCH

PARISH HALL

1212 East Glendale Ave
Phoenix, AZ 85020



BE OUR GUEST!

FREE Admission + FREE Parking



All Sizes And Scales For Sale

“WORLDS GREATEST HOBBY”

Visit us at: www.gcmrr.org

email: info@gcmrr.org

SELLERS: TO RESERVE A SWAP TABLE, CONTACT JANET MATTERN
AT 602-569-0568 OR tjmattern@cox.net. LIMITED TABLES AVAILABLE.
PRIORITY GIVEN TO GRAND CANYON MRR CLUB MEMBERS.



Beat the Heat Model Train Show 2023 & Extravaganza

**Bigger & Better in our new location &
free parking & shuttle service to the door
Embry Riddle Aeronautical Univ.**

3700 Willow Creek Road Prescott, AZ 86301

Saturday July 29, 2023 9 am - 1 pm

**Door Prizes MUST BE PRESENT TO WIN
Cash prizes every half hour & other door prizes**

***Model Trains, Toys, Accessories
& Display Layouts***

Adults \$5.00 - Children 12 & under Free

Contact: Fred Williams (928) 463-5163

**Table Reservations, Std. 6' long \$30.00 for the 1st table,
\$20.00 for extra tables paid in advanced**

Dealer setup time 7-9 AM NO Early Public Admission

The CAMRRC is NOT responsible for lost or stolen items.

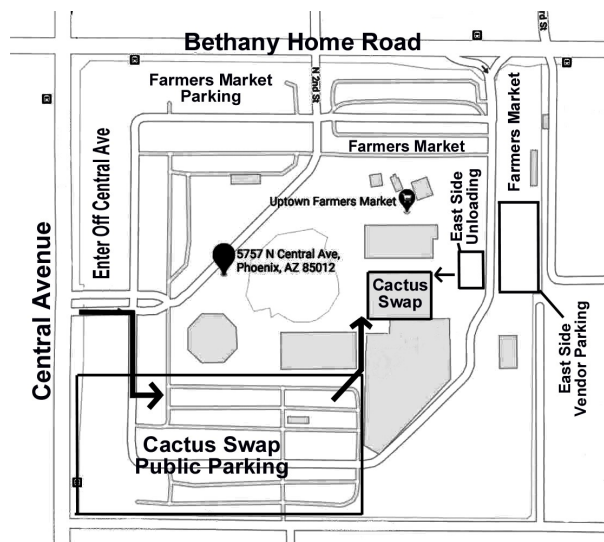
Scan QR code for more info.

***Please Note: face masks recommended, NOT required
Please visit our web site for more info.***

www.CAMRRC.com



“ONE OF ARIZONA’S LARGEST
MODEL RAILROAD SWAP MEETS”
**CACTUS FALL
TRAIN SWAP**
SATURDAY, SEPT. 23RD, 2023
SWAP FROM 9:00 AM - 12:00 PM



**NORTH PHOENIX
BAPTIST CHURCH
FELLOWSHIP CENTER**

5757 North Central Avenue, Phoenix, AZ 85012

Due to Saturday Farmers Market restrictions:
Friday vendor unloading East-side 4:30 – 6 PM
Saturday vendor unloading East-side 6 – 9 AM

Presented by your pal, Casey Cactus, and the
GRAND CANYON MODEL RAILRODERS
Print legibly. No refunds after September 16, 2023
Table-top auction at 12:00 PM

NOTE: unclaimed tables will be released at 8:00 AM

Name _____

Address _____

City _____ State _____ Zip _____

Phone _____ Email _____

Security: I will abide with badge identification entrance requirements.
Buying, selling, ethics and behavior: In case of dispute, the Meet Chairperson and/or impartial referee appointed by the Meet Chairperson shall arbitrate the dispute and render a timely decision and I hereby agree to be bound by such decision. **I will not pack until 12:00 PM.** Not responsible for lost or stolen articles.

Signature _____ Date _____

Make check payable to: “**Grand Canyon Model Railroaders**”

Mail to: John Draftz, 1507 W Willow Ave, Phoenix, AZ 85029

or

Credit cards accepted via PayPal - visit www.gcmrr.org

Email: info@gcmrr.org

Info: John Draftz 602-942-3457

\$25 per 8' banquet table

(Bring a table cover, if desired)

How many tables? _____

Amount enclosed? \$ _____

Request? _____

Will you participate in the auction?

Seller? _____ Buyer? _____

Admission Name Badges

1 or 2 tables = 2 badges max.

First and last name please

Badge Name _____

Badge Name _____

3 or 4 tables = 4 badges max.

Badge Name _____

Badge Name _____

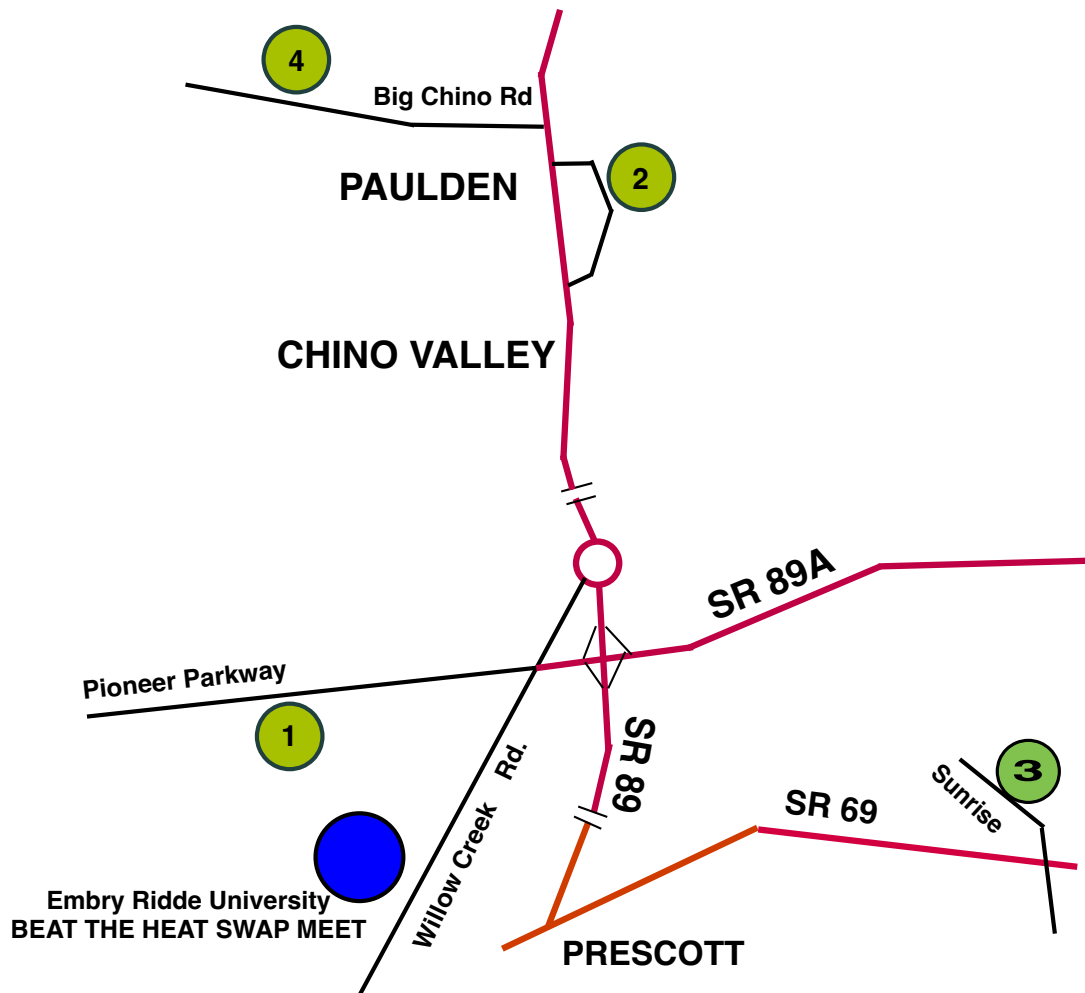
More badges available at \$5.00 each

Name Badges **REQUIRED** for your security

MORE THAN 4 TABLES - CALL

CAMRRC
BEAT THE HEAT LAYOUT OPEN HOUSES

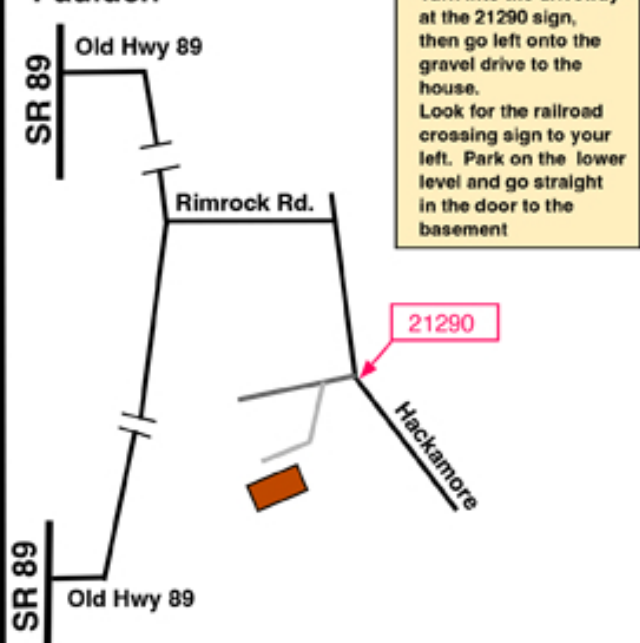
- 1: Richie Scanapico - Outdoor G gauge layout with great views. G scale military rail equipment on display
- 2: Donn Pease - Large HO layout based on SP in Southeast Arizona with scenery well underway. Spectacular scenic backdrops
- 3: Mark Ziven - Large, sceniced high rail O gauge layout plus, automated switching layouts
- 4: Peter Atonna - Large, sceniced high rail O gauge layout with large downtown scene. Martian Mine and subways. Postwar "Retro" layout



Richie Scanapico
775 Panicum Dr.
Prescott



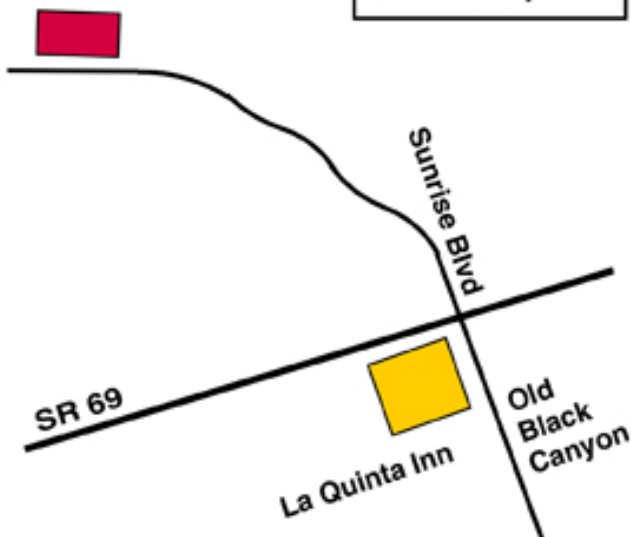
Donn Pease
21290 N Hackamore Ln.
Paulden



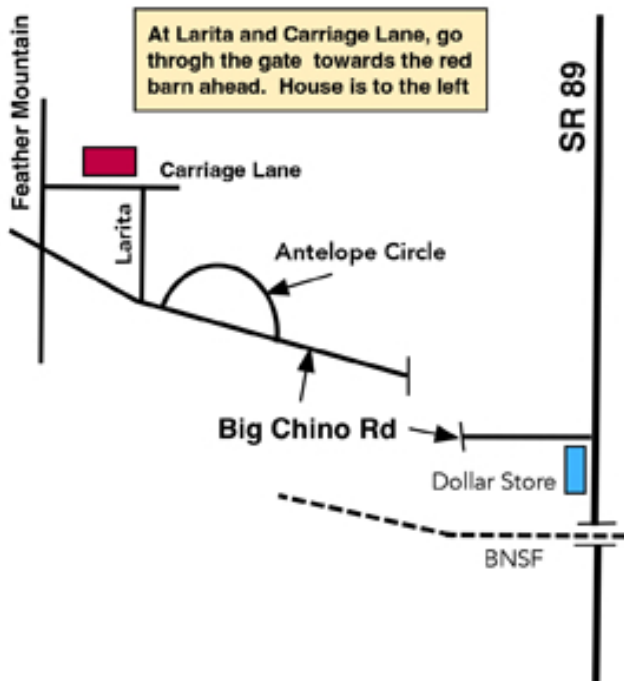
Turn into the driveway at the 21290 sign, then go left onto the gravel drive to the house. Look for the railroad crossing sign to your left. Park on the lower level and go straight in the door to the basement

Mark Ziven
1029 Sunrise Blvd
Prescott

Note: Those who cannot do stairs to the layout on the lower level may use the driveway - but carefully!



Peter Atonna
25375 N. Feather Mountain Rd.
Paulden



At Larita and Carriage Lane, go through the gate towards the red barn ahead. House is to the left