



GRAND CANYON MODEL RAILROADERS

MAIN LINE

JULY, 2017

Volume 26

Number 7

PRESIDENT'S MESSAGE

by Dave Brown

All hands on deck, all hands on deck! The summer Cactus Meet is upon us! We need some help on Friday for marking tables and such, and on Saturday with registration and security. Remember this is one of two events that pays for a lot of our activities. If you have a table or tables please start first by coming through registration. Then you will be able to get past security at the side door with your ID badge. Janet Mattern will be selling raffle tickets and Peter Atonna will be doing the after meet auction. Good luck to everyone.

For August we have two activities for the month. On the 12th is the "Beat the Heat" bus trip. There is a flier in this newsletter to catch a ride. Club members pay \$30 per person for the ride plus an optional \$7 for the sack lunch at 11:30. After the swap meet, we will catch as many home layout tours as possible up in the area before returning to the heat of the valley. There will also be train videos running on the trip up and back. The other event is our regular meeting on the 26th. This will be our Guess the Heat meet.

September brings up our mini-meet at the church. Tables are free, admission is free. See Janet for your table reservations. This will end our summer doldrums and gets us ready for the 2017 - 2018 train season with the kick off at railfair.

One thing that happened at the last meeting was the club decision to scrap the old "O" gauge modules and replace them. One replacement option is the "Lionel LCCA" Fast Track system. These come in the form of a kit, pre-drilled and cut to size, ready to

assemble. These modules have the advantage of: 1) being light weight and rugged. 2) being of a standard that is used nation wide. 3) easy to set up.

This will be discussed at the August meeting. For those who would like to see what is under consideration, check it out by googling "LCCA modules."

That's it for now, see you at the summer Cactus Meet.

CALENDAR

GCMR meets are held at 9:00am in the Parish Hall of Our Saviour's Lutheran Church at 1212 E Glendale Avenue in Phoenix, located on the north side of Glendale, just east of the traffic light at 12th St. It is easily reached off the Glendale Exit of either I-17 or SR 51. Go east from I-17 or west from SR 51 to 12th Street.

July 22 - GCMR Cactus Meet - North Phoenix Baptist Church

August 12 - Beat the Heat Swap Meet - Prescott Valley

August 26 - GCMR meeting - Our Saviour's Lutheran Church. Guess the Heat meet

September 23 - GCMR Mini-Meet - Our Saviour's Lutheran Church

October 7, 8 - Scottsdale Railfair - Scottsdale Railroad Park

October 28 - Adobe Mountain Swap Meet, Phoenix
Info: <http://www.arizonamodeltrains.com/am.shtml>

MEETING NOTES

by Bill Richardson

Board Of Directors Meeting:

ANNOUNCEMENTS:

Glenn Saber gave a treasurer's report noting the amounts available in our accounts.

According to President Brown, August's membership meeting will be the "Guess the Heat", September will be the "Mini Meet" and October will be the pizza meeting.

NEW BUSINESS:

John Draftz reported as of today approximately 60% or about 90 tables have been sold for the Cactus Summer Swap Meet coming next month July 22. It is our current belief that there will be room for the modules.

According to Dave Brown the advertisement for the Bus Ride to the August 12th "Beat The Heat Meet" has gone out to the other clubs.

Bill Lazenby will be asked if he will again chair the GCMR nominating committee for officers.

There is some minor work that will need to be done on the "S" gauge modules to keep them running. Much more work is required on the "O" gauge modules. Decisions will need to be made on the future of the "O" gauge modules.

June General Membership Meeting Minutes:

ANNOUNCEMENTS

Secretary Bill Richardson reported the current membership stands at 45 members.

Motion was made to approve Secretary's minutes as printed in the Mainline. The motion passed.

Treasurer Glenn Saber gave the treasurer's report. The report specified the amounts in the checking account and the PayPal account. The report was accepted by the membership present.

NO general membership meeting will be held on July 22 due to the Cactus Summer Swap Meet.

According to President Dave Brown, August's membership meeting will be "Guess the Heat". Bring in a locomotive, a car, an accessory, and we will use the last 2 digits to represent the heat as reported at 11:00 AM. Closest without going over will win some monthly raffle tickets. September's membership meeting will be the "Mini Meet", and October's membership meeting will be the pizza meetza.

NEW BUSINESS:

John Draftz reported as of today approximately 60% or about 90 tables have been sold for the Cactus Summer Swap Meet on Saturday July 22. We have room for up to 150 tables. Doors open to vendors at 6:00 AM. Public allowed in from 9:00 AM - 1:00 PM. So get the word out. It's at the North Phoenix Baptist Church, 5757 N. Central Ave. in Phoenix.

The "Beat The Heat" meet is August 12th. Dave Brown is organizing the GCMR bus ride and home layout tour. The bus price is only \$30.00 for members and \$35.00 for non-members. There are four pickup and drop off points. A \$7.00 lunch is also available.

Bill Lazenby has accepted the position of chairman of the GCMR nominating committee. Send your nominations for 2018 officers to him. The vote will be in November.

RailFair at McCormick-Stillman Railroad park in Scottsdale will be on October 7th and 8th, Saturday

Board of Directors

President: DAVE BROWN 480-650-5336
Vice Pres: JACK EATON 602-321-4809
Secretary: BILL RICHARDSON 623-582-5672
Treasurer: GLENN SABER 602-956-6696

Past President JOHN DRAFTZ 602-942-3457
Board Member: GEORGE BEAN 623-975-3823
JANET MATTERN 602-569-0568

Editor: Peter Atonna 928-636-4228 mjatonna@gmail.com - Website: www.gcmrr.org

and Sunday. It is advertised to run from 10:00 AM - 5:00 PM. Mark your calendar.

The Cal Stewart Meet is Nov. 17-19, in a new location in Glendale California. This is the third weekend in November and the weekend before Thanksgiving.

The TCA Desert Division is having their Train Show at the Shrine Auditorium on November 17th. Yes, it does conflict with Cal Stewart.

John Draftz initiated a lengthy discussion on the "S" and "O" gauge modules. Bottom line, it was determined that the "S" gauge modules are in reasonable condition needing relatively minor repairs. But the "O" gauge modules and corners needed significantly more work. There was lengthy discussion about the LCCA module standard. After long debate a motion was made to scrape the existing "O" gauge modules. The motion carried. A second motion was made to incorporate new modules in the LCCA standard. The motion carried.

Some discussion about getting new club shirts from Big Stitch.

Dallas Dixon showed us his new 200 page MTH book on full blown wifi.

SHOW AND TELL:

The theme was Red, White, and Blue.

- Janet Mattern displayed a 1776-2016 LOTS Convention Car.
- Ralph Treichel displayed a TCA 2009 Convention Car Celebrating America lighted mint car.
- John Zaval displayed a 3494 State of Maine car which comes in several variations.
- Bill Lazenby showed his K Line 1776 Liberty Freedom Caboose.
- John Draftz showed his OLD GLORY series Lionel Box Cars.

NEW GCMR SHIRTS

by Glenn Saber

Time for new Club Apparel? Is your GCMR polo shirt looking a bit ragged? Are you a new member

wanting to wear Club swag? Well ... here's how to order.

Contact Roy Davis at Big Stitch Embroidery at 480-345-633 (1730 E Elliot Rd # 8, Tempe, AZ 85284) - www.bigstitch.com/home.html .

Big Stitch is the place that has our GCMR logo on file and made our polo shirts and hats. Now, we can add a Casey Cactus logo if you want.

There will be a one-time \$50 set-up charge to make the Casey Cactus logo which GCMR will pay.

Prices are as follows:

Polo shirt with pocket - GCMR logo on left chest pocket:

small - extra large: \$21.50
double extra large: \$23.50
triple extra large: \$24.50
quad extra large: \$25.50

Polo shirt with pocket - GCMR logo on left chest pocket and Casey Cactus logo on right chest:

small - extra large: \$36.50
double extra large: \$38.50
triple extra large: \$39.50
quad extra large: \$40.50

Polo shirt without pocket - GCMR logo on left chest:

small - extra large: \$20.50
double extra large: \$22.50
triple extra large: \$23.50
quad extra large: \$24.50

Polo shirt without pocket - GCMR logo on left chest and Casey Cactus logo on right chest:

small - extra large: \$35.50
double extra large: \$37.50
triple extra large: \$38.50
quad extra large: \$39.50

T-shirts with GCMR logo on left chest:

small - extra large: \$14.50
double extra large: \$16.50
triple extra large: \$17.50
quad extra large: \$18.50

Adjustable fit caps with GCMR logo: \$15.00

This is not bulk pricing and GCMR will not be responsible for ordering, paying and collecting from members. This is for new members and those of us that want to update our wardrobe. Just call and order what you want. This is embroidery, not silk-screening.

A HISTORY OF LIONEL'S RAILSOUNDS

by Mike Reagan
(taken from the OGR Forum)

The history of the Railsounds system rolls up like this.

The different numeric identifiers of Railsounds have more to do with the configuration of the PCB's (printed circuit board) than it does with the features themselves. (features set matters (sound capabilities), but the numbers indicate the amount the space in the processors, configuration of the PCB's, etc.)


Sound of Steam: Railsounds I: the late 80's and early 90's (chuff, whistle, bell only) This was primarily just steam - if memory serves me correctly. Size: very crude (by today's standards) and included 2 PCB's; Audio & Amplifier



Railsounds II: (this was the really good stuff, Conrail SD60M, Rio Grande SD50, a couple steam sounds too) Size: pretty big, but you can see the beginnings of the "fit" for the next iteration of sounds






Railsounds 2.0: First released in 1996 (NYC & SP GP-7's, Santa Fe F-3, N&W Warhorse J, etc.) (prime mover sounds, horn, bell, squealing brakes, idle sounds, coupler release sounds, though locos were not equipped with coil couplers at this point in time). Volume control from remote or pot. No crew-talk or tower-com.



Railsounds 2.5: Came in around 1998-1999, same as Railsounds 2.0 but included towercom and crewtalk. (same exact PCB, just different PIC & ROM).

Railsounds 3.0: This was identical, in terms of features, to 2.5, but a significant redesign of the PCB's and the beginning of the modular revolution inside Lionel locos. The Audio and power board were separated and began to require a motherboard to make it all work together! You'll know these power boards when you see the big heat sink!



With the introduction of the modular boards came the introduction of a new board for the wireless tender; AD20A (modular);

Railsounds 4E: Stopped in for a while. This was simply an increase in the space in the PIC or ROM, where "extra sounds" were added. The sound quality was the same as 4.0 there were just "more" sounds. So, 4E is a capacity change more so than a hardware change.




Railsounds 5.0: More sound features and the elimination of the AD20A PCB in the tender for the new wireless infrared drawbars. The RS 5.0 audio board still required the same Railsounds Power board as 4.0 and 4E.

Railsounds 4.0: Same feature set as 2.5 & 3.0 but the PCB's changed again. The RS 4.0 series of PCB's lasted the longest and are in the largest number of locos in circulation. A new Power board was created, more stable and did not require a heat sink. The audio board changed as well.




Railsounds 5.5: Allow me to introduce LEGACY. This is where the most significant processor and ROM size changes came into effect. (Its like 4 times what was available in RS 5.0!). Still used the same RS Power board as 4.0, 4E, 5.0.



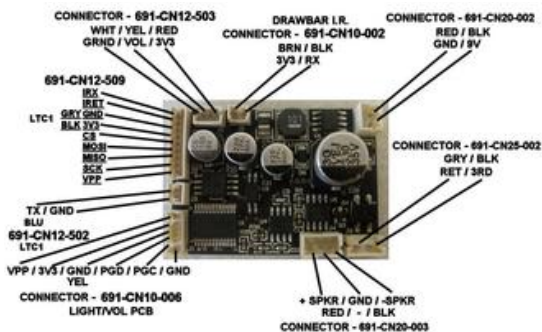
691-RS55-00F

Railsounds 6: Same as Railsounds 5.5 from a feature perspective, but the the PLCC chips are eliminated and the chips are soldered to the PCB's. Same RS power board as 4.0, 4E, 5.0, 5.5.



This is the end of the 24-pin female header and 24-pin male connector motherboards. From this point forward everything is interconnected with wires.

Railsounds Lite: Same sound features as RS 5.5 and 6.0, but a much smaller package. works in conjunction with RCMC's.



There are 4 versions of RailSounds Lite to date; RSL1, RSL2, RSL3 and RSM (RSM is for conventional use only).

Keep in mind that the history shown here is only for Command Controlled locomotives. It does not show the history or any board sets of the sounds used in conventional only locos.

WINNERS!

Monthly Raffle prize winners were:

Jack Eaton - AF 49105 Southern Triple Dome tank car
Glenn Saber - K-Line K762-7485 PRR wood-sided reefer
Bill Richardson - Lionel 6-17603 Rock Island Caboose
Roger Bourque - MTHRR-2001 flat car 51 panel vans
Bob Dennison - MTH 30-9033 Red operating rotary beacon


The Mystery Raffle prize winner was:

Jack Eaton - Smoking Dinner (what again?)

The Monthly 1K Raffle prize winner was:

John Draftz - who won 3 more tickets to the 1K annual raffle (what again?).





IT'S TIME AGAIN FOR THE ANNUAL

BEAT THE HEAT

SWAP MEET & LAYOUT BUS TOUR

IN COOL PRESCOTT VALLEY, AZ

SATURDAY, AUGUST 12, 2017

LET THE GRAND CANYON MODEL RAILROADERS DO THE DRIVING
COMFORTABLE DELUXE MOTORCOACH WITH ON-BOARD FACILITIES

SAVE ON GAS, PARKING AND STRESSFUL DRIVING

ON-BOARD TRAIN VIDEOS AND BOTTLED WATER

ON-BOARD STORAGE FOR YOUR SWAP MEET ACQUISITIONS

BUS TOUR INCLUDES A VISIT TO SEVERAL TRAIN LAYOUTS

OPTIONAL BROWN BAG LUNCH WITH BEVERAGE AT SWAP

(swap meet entrance fees are not included)

Name: _____

Phone Number: _____

Select Your Pickup Location

Arizona Mills at 6:30 AM _____

Paradise Valley Mall at 7:00 AM _____

Metrocenter Mall at 7:30 AM _____

Carefree Highway at 7:45 AM _____

Number of adult GCMR club members: _____ at \$30 each = \$ _____

Number of adult Non-GCMR members: _____ at \$35 each = \$ _____

Number of children under 14: _____ at \$15 each = \$ _____

Number of lunches (OPTIONAL): _____ at \$7 each = \$ _____

Total: **Make checks payable to "GCMR"** \$ _____

(no refunds after August 6, 2016)

Mail this form and check to:

David Brown
3534 W. St. Charles Ave.
Phoenix Az. 85041
(480-650-5336)



THIS JUST IN FROM JOHN DRAFTZ

The 2017 Summer Cactus swap meet is approaching and will be July 22nd. Note the timeline below. There are at present well over 100 tables sold but there are still tables left.

Anyone wanting a table or adding to what they already have, should contact me as soon as practical. The table reservation with the church and table assignments will be made around the 18th. Friday afternoon the 21st at about 3pm, we will begin setting up the hall for the meet. Anyone able to be there to help is welcome.

Current plans are to have the S-gauge modules on display.

Saturday Schedule:

5:30 - 6am - open up & finish set up
6 - 9am - seller set up
9am - 1pm - hall opens to the public
1 - 1:30pm - auction
1:30 - 3pm - pack up & clean up

A PICNIC IN THE FOREST

by Peter Atonna

Last August, when the GCMR Beat the Heat bus arrived at my house for the annual layout visit, Paul Boston came up to me and handed me a device. It was a campfire with a flickering flame and powered by a couple of batteries. "You'll find a place for it" he said.

It was one of the clever electronic devices that Paul has been making for several years. I immediately thought that it would be a great addition to a forest scene that would occupy the far corner of the layout.

Now, remember that my layout is in a rebuilding phase and that scene was yet to come up on my rebuilding schedule. Well, finally early this summer it did. (See last month's newsletter for how I handled the access opening) It was time to start putting a forest together.

Some Artistta figures were ordered and I started to convert the campfire to layout power rather than

battery power so it would light up when the layout is turned on. Well, in rewiring the power leads, I did something to mess up Paul's module. Contacting him to see what to do, he replied "No problem, I'll just send you a new module, and this will be DC powered rather than battery powered" What a guy!

Shortly, the new module arrived and so scenery and creating the forest began. I had saved most of the trees from the old layout, so with a refreshment of Scenic Express flocking materials and terrain created from my pink extruded foam, the forest was ready.

Here are a couple of shots of my picnic scene, with Paul's fire happily "burning" Be sure to look for it when you are here next month. And if you would like to see it briefly in a video, go to my UTube Sunset Limited video at: https://www.youtube.com/watch?v=PM_9ot1j9iQ



**"ONE OF ARIZONA'S LARGEST
MODEL RAILROAD SWAP MEETS"**

THE CACTUS SUMMER MEET

SATURDAY, JULY 22nd, 2017

9 AM - 1 PM \$6/PERSON \$11/FAMILY

(\$1.00 off cards and coupons available - next to large Farmers Market!)



NORTH PHOENIX BAPTIST CHURCH

FELLOWSHIP CENTER

5757 North Central Avenue, Phoenix, AZ 85012

Aggressive Promotion * All Scales

Great Location * Free Parking

Food Available * Fantastic Raffle

Test Track * End-O-Swap Auction

Presented by your pal Casey Cactus and the
GRAND CANYON MODEL RAILRODERS

To reserve your space and required admission name
badges, submit this form by July 15, 2017

No refunds after July 15, 2017

Set-up opens at 6:00 AM Please print form legibly.



Name _____		\$25 per 8' banquet table (Bring a table cover, if desired) How many tables? _____ Amount enclosed? \$ _____ Request? _____ Will you participate in the auction? Seller? _____ Buyer? _____
Address _____		
City _____	State _____ Zip _____	
Phone _____	Email _____	
Buying, selling, ethics and behavior: In case of dispute, the Meet Chairperson and/or impartial referee appointed by the Meet Chairperson shall arbitrate the dispute and render a timely decision and I hereby agree to be bound by such decision. I will not pack until 1:00 PM. Not responsible for lost or stolen articles.		
Signature _____ Date _____		Admission Name Badges 1 or 2 tables = 2 badges max. Badge Name _____ Badge Name _____ 3 or more tables = 4 badges max. Badge Name _____ Badge Name _____ More badges available at \$5.00 each
Make check payable to: "Grand Canyon Model Railroaders" Mail to: John Draftz, 1507 W Willow Ave, Phoenix, AZ 85029 or Credit cards accepted via PayPal - Visit www.gcmrr.org Email: info@gcmrr.org Info: John Draftz 602-942-3457; Glenn Saber 602-956-6695		

The Main Line

Peter Atonna, Editor

25375 N. Feather Mountain Rd.

Paulden, AZ 86334



I don't know how many GCMR members miss the regular monthly meets and raffle drawings. But your editor is delighted to see the quality of prizes the Board obtains for the lucky attendees. So, in addition to interesting presentations, the raffle drawings offers you the opportunity to take home some very nice goodies. And look at the "comments" in this month's Winners column - looks like some additional people need to get in on the fun! (And unfortunately, the stage coach to Phoenix from your Editor's home, doesn't seem to run on GCMR meet days!)