



# GRAND CANYON MODEL RAILROADERS

## MAIN LINE

APRIL, 2021

Volume 30

Number 4

---

### PRESIDENT'S MESSAGE

by Dave Brown

Here we go again, no sooner that I write about the three club picnic than TCA pulls out and P & P cancels the event. Oh well! Our next big event is still a go, that is the Spring Mini Meet. It will be different for this year in the fact that it will be held outside.

There are a few conditions to this. Just like the TCA meets, you park your car in one space, and set up in the next space. This way we will have social distancing. Remember you need to bring your own tables and shade structures.

One more thing, some parking spaces are rented out by the church for the restaurants in the area. These spaces will be marked by red cones or our old stanchions that we used with the layout trailer some time ago. Club traffic cops (Myself, Janet Mattern and Terry Mattern) will direct people away from those places. Get your reservations with Janet Mattern before hand, remember, it's a first come first served on the selling spots.

The next big event is the July Cactus meet which also has changed. The church has reduced the size of our room which means fewer tables. Also access will be different, so be prepared for things being changed. More on this in the next few months.

Our next Business meeting is also slightly changed. Normally May's meeting is held on the

third Saturday of the May. This year there are five Saturdays and Memorial day is on the 31st, So our meeting in may will be on the forth Saturday of May.

Plans for the "In the heat Meet" are going forward. More on this next month. All these issues are discussed at the meetings. So if you want to hear them first hand, just come to the meetings.

### CALENDAR

GCMR meets are held at 9:00am in the Parish Hall of Our Saviour's Lutheran Church at 1212 East Glendale Avenue in Phoenix, located on the north side of Glendale, just east of the traffic light at 12th St. It is easily reached off the Glendale Exit of either I-17 or SR 51. Go east from I-17 or west from SR 51 to 12th Street.

**April 17** - Multi Club Annual Picnic - Scottsdale Railroad Park - **CANCELLED** -

**April 24** - GCMR meet - Our Saviour's Lutheran Church Mini Meet - see the flyer this issue

**May 15** - All Scales Swap Meet - Glendale Christian Church

**May 22** - GCMR meet - Our Saviour's Lutheran Church

**July 24** - Cactus Meet - North Phoenix Baptist Church. See the flyer this issue

**August 21** - Beat the Heat Swap Meet - Prescott. See the flyer this issue

# MEETING MINUTES

by Bill Richardson

## March BOD Meeting

Members in attendance were:

President Dave Brown, Vice President Doyle Bain, Secretary Bill Richardson, Treasurer John Kendig, Janette Mattern, and John Zaval.

## NEW BUSINESS:

The GCMR Mini-Meet will be next month on April 24th at Our Saviour's Lutheran Church. The Mini-Meet setup time for vendors and sellers will be from 7:30 AM - 9:00 AM. The official start and finish of the Mini-Meet itself, will be from 9:00 AM to 11:00 AM. Due to the nature of this outdoor event, there will likely be no short membership meeting before the Mini\_Meet.

Vendors should grab their places on the East side of the parking lot. This will be on a first come first served basis. You will get two parking spots for you and your car. The buyers should park on the West side of the parking lot. Do not park in any space that has a cone in it. Try to be early, drive slowly, and be careful.

Due to the unknown nature of the Covid-19 restrictions, the GCMR board has decided that MASKS ARE REQUIRED at the Mini-Meet.

Glenn Saber will update the Mini-Meet flyer to reflect this and make it available to Board and Members for distribution.

Glenn Saber and Bill Richardson are continuing to look into Fabric and Steel garages. Home Depot has some garages online.

The Summer Cactus Swap Meet is scheduled for July 24. Glenn Saber says the meet with the reduced size will have enough space for 123 seller tables and three admin tables for a total of 126 tables.

Glenn will update the Summer Cactus Flyer to indicate MASKS ARE REQUIRED.

John Draftz will check with the various railroads to see if they can send us any freebies for our Summer Cactus Swap Meet raffles. John Draftz mentioned that the GCMR supply of mystery prizes in the storage locker is very low and that we need a new supply.

The "Beat The Heat Meet" is scheduled for Saturday August 21. The Bus will cost about \$928.00. It is anticipated that we will hold a raffle for the bus riders similar to the last bus trip. The Board talked about prices. A flyer with prices will be forthcoming.

The white ticket dilemma. The Board is discussing allowing mystery prizes to be exchanged for white annual raffle tickets. Would this hurt ticket sales? Think about it, further discussion next meeting in May.

Because of the very limited number of members here today for the GCMR membership meeting, the Board has decided not to hold any of the raffles we normally hold at that meeting.

## March GCMR Membership Meeting

The meeting was called to order by President Dave Brown. Not many members were present so we only had "show and tell".

## ANNOUNCEMENTS:

Bill Richardson gave the Secretary's Report noting 43 club members. A motion was successfully made to approve the February meeting minutes as printed in the March Main Line. John Kendig gave the Treasurer's Report noting the amounts of money available in our bank accounts.

## OTHER TRAIN EVENTS:

ArizonaBigTrainOperators and Terry Haas are having an open house on Saturday April 17th and Sunday April 18th from 10:00 AM to 2:00 PM. Contact Terry or ABTO for more info.

## SHOW AND TELL:

For the March meeting the theme was "green" trains, cars, engines, cabooses, and accessories.

+ John Draftz brought in a green Marx train with one green Lionel DT&I Box Car. He also brought in his Green Candy M&M Handcar.

+ Bill Richardson brought in a green American Flyer tippie car from the 5300T Miners Work Train.

+ Ralph Treichel showed his Lionel rotary snow plow.

+ John Zaval showed his BabyRuth Candy car made in 1948-1951.

+ Dave Brown brought in his Lionel I-beam Car and his Winter Green tank car.

### MORE MTH UPDATES

ScaleTrains of Benton, TN, a "manufacturer of N and HO scale trains, announced that it has acquired MTH Electric Trains' line of HO and S scale tooling. The acquisition includes steam and diesel locomotives, freight cars, and track in both scales. The HO tooling also includes turbine and electric locomotives, subway sets, passenger cars, and more. Engineering schematics for several all-new steam era HO projects were also acquired as part of the agreement."

## World's Greatest Hobby Online is coming!

America's only online "train show experience" event hits the rails April 17th. World's Greatest Hobby Online will be the first virtual train show to replicate the live train show experience.

The one-day event is sponsored by the World's Greatest Hobby program. Exhibitors and content providers will include the five primary sponsors of the World's Greatest Hobby program.

Attendees will visit a virtual Show Floor and choose what "Virtual Booths" they want to visit. Virtual Booths will feature live video and interactive chat capability so exhibitors can communicate directly with customers to describe provide news, product demos, and answer questions.

In addition to virtual booths, there will be model railroad tours, educational seminars designed for both the novice and experienced model railroader, keynote presentations from industry leaders, dealers selling items at special show-only discounts, and much more. Attendees will be able to pick and choose the concurrent presentations and content they want to see, on a self-directed basis, just like wandering around a physical train show.

Join thousands of model railroaders, collectors, and people curious to learn more about trains in a state-of-the-art online event. Registration will be free for the first 10,000 attendees. To register and get more information visit our attendee page

The leaders of the model railroad industry will be exhibiting. With the future of "in person" shows in doubt for the foreseeable future, many sponsors, manufacturers, organizations, and dealers have been looking for ways to connect with new customers as well as existing ones. The World's Greatest Hobby Online will make that happen. To get all the information about exhibiting visit our exhibitor page

**Attendee Information**

**Exhibitor Information**



LINK: <https://www.wgh.events>

# HOLLYWOOD TRAINSPOTTING: TWO GREAT TRAIN ROBBERIES

by Ken Withers

This month's installment of Hollywood Trainspotting ([www.kenwithers.com/trainspotting/robbery](http://www.kenwithers.com/trainspotting/robbery)) features train robberies, a staple of classic Hollywood. Lots of movies depict high-speed heists. Some even have "train robbery" in the title. I've chosen the two best-known. They have the same title. They both have exciting action scenes in which the trains are central "characters." But they represent quite different times in the development of cinematographic technology and have no relation plot-wise.



## The Great Train Robbery (1903)

This film was produced by the Edison studio and is considered a milestone in movie-making history. But it was not, as the mythology would have it, either the first Western or the first film with a coherent story. While it pretended to be set in the Wild West with actors dressed up as cowboys, it was actually shot in the wilds of New Jersey. It was innovative for its time, featuring matte technique to create the illusion of passing landscape and a camera that moved to follow the action.

But perhaps its greatest contribution to movie history was that it was a commercial success in the days before movie theaters.

The complete movie is short – only 12 minutes. But there was no such thing as a “feature film” in 1903. It was sold to vaudeville houses as a novelty to be shown between the live acts, and to “nickelodeons,” or storefront amusement arcades, which charged a nickel for admission.

The story was loosely based on a on stage play of the same name, although real-life train robberies were sensationalized in the newspapers of the day, and Butch Cassidy's robbery of the Union Pacific in 1900 was still fresh in people's minds.

A New York Times article in 1904 reported that Edison attempted to get the Delaware, Lackawanna and Western Railroad to lend their tracks and cars for free for the film. The railroad management wanted nothing to do with it until they were convinced that the movie would be good advertising. A real fireman and engineer were recruited to play those parts, and the filming caused a minor panic among onlookers when a dummy thrown off the locomotive was mistaken for a real accident victim.

The film's most famous scene doesn't involve a train, or even have anything to do with the story. It's a brief image of actor Justus Barnes, in his Western outlaw costume, pointing a gun directly at the camera and shooting. Audiences of the time had never seen anything like it, and it caused some spectators to cover their ears, although the film is silent.

Theater projectionists were instructed to show this short scene either at the very start to get the audience's attention, or at the very end as a coda.

You can watch a 5-minute clip at [www.kenwithers.com/trainspotting/robbery/#1903](http://www.kenwithers.com/trainspotting/robbery/#1903), but you can [download the entire film for free from the Library of Congress at https://www.loc.gov/item/2014637142/](https://www.loc.gov/item/2014637142/).

## The Great Train Robbery (1978)

This movie was produced and directed by Michael Crichton and is based on his novel of the same name.

Unlike the 1903 production, the story has some historical roots. It centers on the first reported robbery of a moving train, which occurred in England in 1855. Although the events took place in Victorian England, the movie was shot in Ireland, which provided unspoiled rural landscapes, stations and railyards untouched by modern improvements, and beautiful stone arch tunnels and underpasses all along the line.


Sean Connery was more than just the star of the film. He did all his own stunts, and they are jawdropping.

The 8-minute clip available at [www.kenwithers.com/trainspotting/robbery/#1978](http://www.kenwithers.com/trainspotting/robbery/#1978) will have viewers on the edge of their seats, as Connery deftly hops from car rooftop to car rooftop, narrowly avoiding several potentially decapitating encounters with those stone arches. The train barrels along at 55 miles per hour, well above the 20 miles per hour that the producers assured him would be the top speed.

Connery had difficulty keeping smoke and cinders from the locomotive out of his eyes. At one point, he slipped while jumping between two cars, losing the bundle he was carrying. But the camera was able to swing around to keep him in the shot while he retrieved it, providing some additional unrehearsed excitement.

The train featured in the clip is reported as a “J-15 class 0-6-0 No 184 of 1880, with its wheels and side rods covered and roof removed, leaving only spectacle plate for protection to give it a look more akin to the 1850s.” The coaches were custom built on top of modern flat cars for the film.

If you have sharp eyes, you might notice that the train has Westinghouse brakes, although those hadn't been invented in 1855. The station platforms are also modern, as high platforms to match the train floor levels were not common until later in the century. And even us nearsighted viewers will immediately see that one of the bridges that Connery dodges has a modern steel trestle. It's still exciting to watch!



### KEN'S CHALLENGE

Take the Hollywood Trainspotting Challenge!

There is a \$25 Amazon gift certificate waiting to be claimed by the first person who correctly identifies any one of the steam-era locomotives featured in three classic Hollywood movies. Details of the Challenge, and fun clips of these trains in action, can be found at:

<http://www.kenwithers.com/trainspotting>

## MY EASTER LAYOUT

by Larry Shughart

I have built dozens of Christmas layouts. This year with Covid, I decided to design and build an Easter Layout. I spent the entire Covid year collecting Easter themed accessories and buildings for the display. The Video starts with the bare table. I re-used the foam boards and tracks from two old Christmas layouts. The Video shows how I positioned the building first, then added the roads and mountains, and finished off with all of the trees, flowers, and details. As we are coming out of this Covid time, the Easter is especially meaningful as we celebrate new life. Please turn up your audio and enjoy my electronic Easter greeting to you.

<https://youtu.be/47lpKJDkWSk>

The principal motivation for this layout was my purchase of an original 1934 Marx set of Easter themed ore cars. I believe in operating my toy trains; an Easter Train needs an Easter Village. I never liked the Marx rabbit, so I modified a Pride Lines reproduction of the Lionel Prewar Easter handcar. The S Gauge train is custom painted copying the Lionel Girls Train; the pastel colors work perfectly for Easter. The buildings are a Marx station, Lionel bungalows, German tinplate buildings, Department 56 houses, a homemade glitter house, a cookie tin, and several sets of commercial Easter themed ceramic villages.

## TERRY'S STANDARD GAUGE LAYOUT UPDATE

by Terry Gibbs

When I last wrote I was just finishing the things that had to be done on the O gauge layout before the I built a standard gauge above it.

Since then I've gotten a lot done.

There are three levels. The lowest level has two wide radius loops with 20 foot long passing sidings so I can park long freight trains. The size of this level is 18 by 27.5 feet.

First I built a basic framework for the layout. This is the lower level and supports for the higher levels.



Then I played with track to see what I needed for the lower level. These are 72 and 84 inch diameter curves. I have new MTH 72 inch diameter switches for the sidings. In the second picture below you can see the framing for the middle level.



A picture of my helper. There's a jar of treats in the basement so whenever she hears me on the steps, she comes down and begs.




After I put the sheets down on the lower level, I checked clearances with some of the bigger locos.

After making sure I had enough room, I put the sheets on the middle level. Then I cut old shelf boards at an angle with the table saw to make a sloping transition between the levels.




After adding the supports for the middle level, I put the wires in. I also ran Christmas lights I bought after Christmas to light up the O gauge layout underneath.




The carpet will flow down the slope well.

Finally, I had everything ready and went and bought the carpet. I'm going to fully adhere the carpet to the layout. This is needed because otherwise when drilling holes you get sawdust between the carpet and the wood. Here's what it looks like now.






Backside of control panel. All the track and switches are already wired so I can just drill a hole where needed and poke the wire through to connect it. The upper level will be above the control panel.



I am building this layout to showcase the Lionel 921 three piece scenic park. It's been on boxes in my collection room for the past 18 months. Basically it's been in the way.





Here it is on the layout for the first time:  
I'm excited.

**SOME JOHN DRAFTZ COLORFUL  
TRAINS MARCH MEET PHOTOS**



**!!!FREE!!!**

**MODEL RAILROAD  
MINI-SWAP**



**SAT. APRIL 24, 2021**

OUTDOORS - WEATHER PERMITTING

9:00 AM TO 11:00 AM

OUR SAVIOUR'S  
LUTHERAN CHURCH

**PARKING LOT**

1212 East Glendale Ave  
Phoenix, AZ 85020



**BE OUR GUEST!**

**FREE Admission + FREE Parking**

**MASKS REQUIRED**

**All Sizes And Scales For Sale**

**"WORLDS GREATEST HOBBY"**

Visit us at: [www.gcmrr.org](http://www.gcmrr.org)


email: [info@gcmrr.org](mailto:info@gcmrr.org)



SELLERS: TO RESERVE A SWAP TABLE, CONTACT JANET MATTERN  
AT 602-569-0568 OR [tjmattern@cox.net](mailto:tjmattern@cox.net). LIMITED TABLES AVAILABLE.  
PRIORITY GIVEN TO GRAND CANYON MRR CLUB MEMBERS.


IT'S TIME AGAIN FOR THE FANTASTIC  
**BEAT THE HEAT**  
**SWAP MEET BUS**  
**WITH MULTIPLE LAYOUT TOUR**  
**IN COOL PRESCOTT VALLEY, AZ**

(Swap meet presented by Central Arizona Model Railroad Club)



**SATURDAY, AUGUST 21, 2021**

**CASEY SAYS; "IF YOU LIKE MY CACTUS SWAPS, YOU'LL LOVE MY BUS TOUR"**  
**LET CASEY DO THE DRIVING!**



**COMFORTABLE DELUXE MOTORCOACH**  
**SAVE ON GAS AND STRESSFUL DRIVING**  
**ON-BOARD VIDEOS AND BOTTLED WATER**  
**ON-BOARD RESTROOM AND STORAGE**  
**PRIORITY ENTRANCE INTO THE SWAP MEET**  
**MULTIPLE LAYOUT TOUR INCLUDED**  
**OPTIONAL BAG LUNCH WITH BEVERAGE**  
**LUCKY RIDER WINS A DOOR PRIZE**

**SWAP MEET ENTRANCE FEE INCLUDED!**

Of Course I'm Going: \_\_\_\_\_ Wouldn't Miss It!

Phone Number: \_\_\_\_\_ Email \_\_\_\_\_

**Select Your Pickup Location:**

**Arizona Mills leave at 6:00 AM** \_\_\_\_\_ **Paradise Valley Mall at leave 6:30 AM** \_\_\_\_\_

**Metrocenter Mall leave at 7:00 AM** \_\_\_\_\_ **Carefree Highway McDonald's leave at 7:15 AM** \_\_\_\_\_

Number of adult GCMR club members: \_\_\_\_\_ at \$35 each = \$ \_\_\_\_\_ Bus Trip Presented By:

Number of adult Non-GCMR members: \_\_\_\_\_ at \$40 each = \$ \_\_\_\_\_

Number of children under 12: \_\_\_\_\_ at \$15 each = \$ \_\_\_\_\_

Number of bag lunches (OPTIONAL): \_\_\_\_\_ at \$7 each = \$ \_\_\_\_\_

Total: **Make checks payable to "GCMR"** \$ \_\_\_\_\_

Mail this form and check to:

Make your reservation early!

**Limited Seats Available**

**David Brown**

**3534 W. St. Charles Ave.**

**Phoenix, AZ 85041**

**(480-650-5336)**



All payments required prior to August 14, 2021

No refunds after August 14, 2021



# Prescott Area **BEAT THE HEAT**

## **SWAP MEET**

**Model Trains, Accessories & Toys**

**At the Liberty Traditional School**

**3300 N. Lake Valley Rd, Prescott Valley, AZ 86314**

**Saturday, August 21, 2021: 9am - 1pm**

**Presented By:**

**The Central Arizona Model RR Club**

**Adults \$5.00 – Children 12 and under Free**

**Contact: Dick Gage © 802-272-1352 or Doug Gilliatt 480-390-0320**

**Table Reservations \$30.00 per table in advance**

**\*\* 1 Free Admission with Each Table purchased \*\***

**Dealer Setup Time 7-9 AM – No Early Public Admission**

***The CAMRRC is Not Responsible for Lost or Stolen Items***

***Please Note: FACE MASKS ARE REQUIRED IN THE HALL***

-----  
**Name** \_\_\_\_\_

**Address** \_\_\_\_\_

**Phone** \_\_\_\_\_ **Email** \_\_\_\_\_

**# of Tables** \_\_\_\_\_ **(Limit 4 per seller) @ 30.00 each** \_\_\_\_\_

**Helper Name** \_\_\_\_\_ **@ 4.00 \*\*** \_\_\_\_\_

**Helper Name** \_\_\_\_\_ **@ 4.00 \*\*** \_\_\_\_\_

**Lunch Reservations (sandwich, chips, soda)** \_\_\_\_\_ **@ 7.00 ea** \_\_\_\_\_

**Special Requests** \_\_\_\_\_ **Total** \_\_\_\_\_

**Make Checks payable to: CAMRRC and mail to  
CAMRRC, 514 Goshawk Way, Prescott, AZ 86301**

**"ONE OF ARIZONA'S LARGEST  
MODEL RAILROAD SWAP MEETS"**  
**CACTUS SUMMER  
TRAIN SWAP**

**9:00 AM - 1:00 PM**

**\$6.00 admission per person – masks required  
Children 16 and under free with adult**



**SATURDAY, JULY 24th, 2021**

**Massive Outdoor Farmers Market at the same time!**

**NORTH PHOENIX BAPTIST CHURCH**

**FELLOWSHIP CENTER**

**5757 North Central Avenue**

**Phoenix, AZ 85012**

**(Central Ave entrance - park in the Southwest lot)**

**Free Parking \* Air Conditioned**

**A Family Affair \* Food Available**

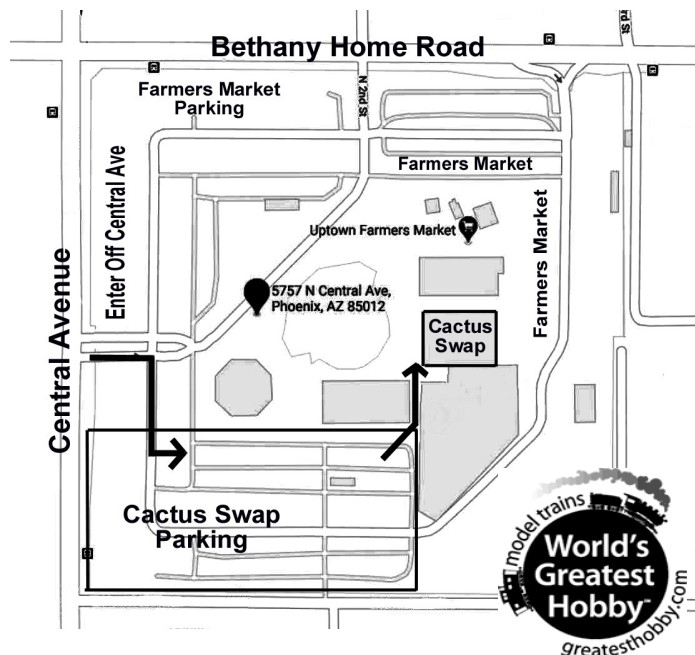
**Table Top Auction \* Test Track**

**Door Prizes \* Fantastic Raffle**

**ALL SIZES AND  
SCALES FOR SALE!**

**Presented by your pal Casey Cactus and the**

**GRAND CANYON MODEL  
RAILROADERS**



**Visit us at [www.gcmrr.org](http://www.gcmrr.org)**

**email: [info@gcmrr.org](mailto:info@gcmrr.org)**



**CACTUS SUMMER TRAIN SWAP**

**Saturday, July 24th, 2021**

**This coupon good for \$1.00 off  
your \$6.00 cost of admission**

**Masks Required - Children 16 and under free with adult**

**One coupon per person**